

Screw driven guided linear unit

Linearantrieb mit Rundspindel und integrierter Kugelumlaufführung
 Attuatori lineari a vite e guida a ricircolo di sfere

	Carriages Laufwagen Carrelli	Max stroke Max Hub Corsa max	Min stroke Min Hub Corsa min	Pitch Steigung Passo vite	Ø screw** Ø gewinde** Ø vite**	Base weight Grundmasse Peso base	Add for 100 mm Masse pro 100 mm Hub Peso ogni 100 mm	Inertia moment Ix Flächenträgheitsmoment Momento d'inerzia Ix	Inertia moment Iy Flächenträgheitsmoment Momento d'inerzia Iy
		mm	mm	mm	mm	kg	kg	cm ⁴	cm ⁴
MUK40-1	1	1200	--	5 10	12	1,2	0,45	13	107
MUK40-2	2	1200	--	5 10	12	2,1	0,45		

	Pitch Steigung Passo vite	Max Fx*	Max Fy*	Max Fz*	Max Mx*	Max My*	Max Mz*
		N	N	N	Nm	Nm	Nm
MUK40-1	5	980	2750	2750	85	145	145
	10	750					
MUK40-2	5	980	3500	3500	210	350	350
	10	750					

* The moments and the loads above are max. values. For any further information, please contact our technical department.

* Die angegebenen Momente und Belastungen sind max. Werte, die nicht überschritten werden sollen. Für weitere Informationen wenden Sie sich bitte an unser Konstruktionsbüro.

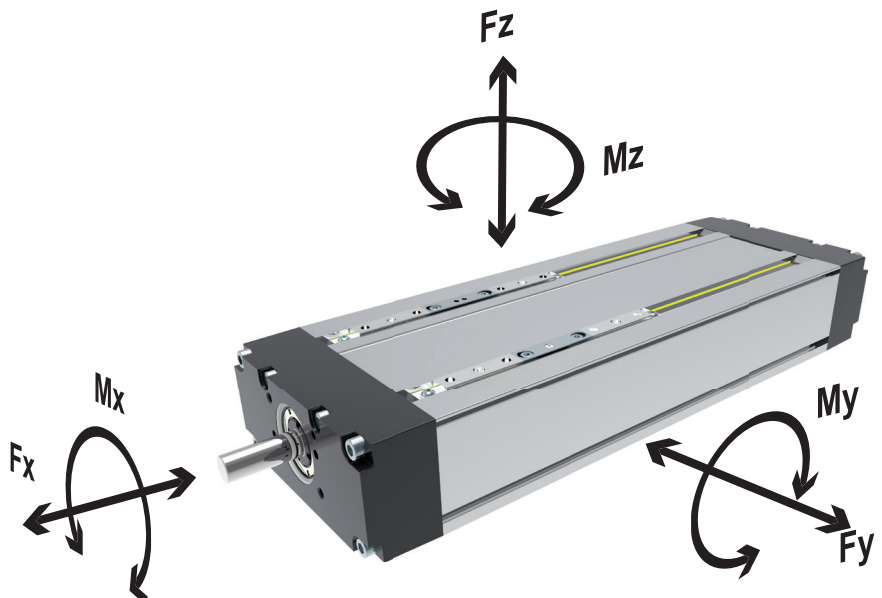
* I carichi e i momenti indicati sono massimi consigliati, per ulteriori informazioni consultare il ns ufficio tecnico.

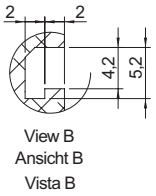
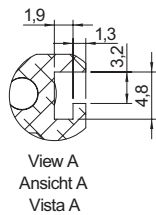
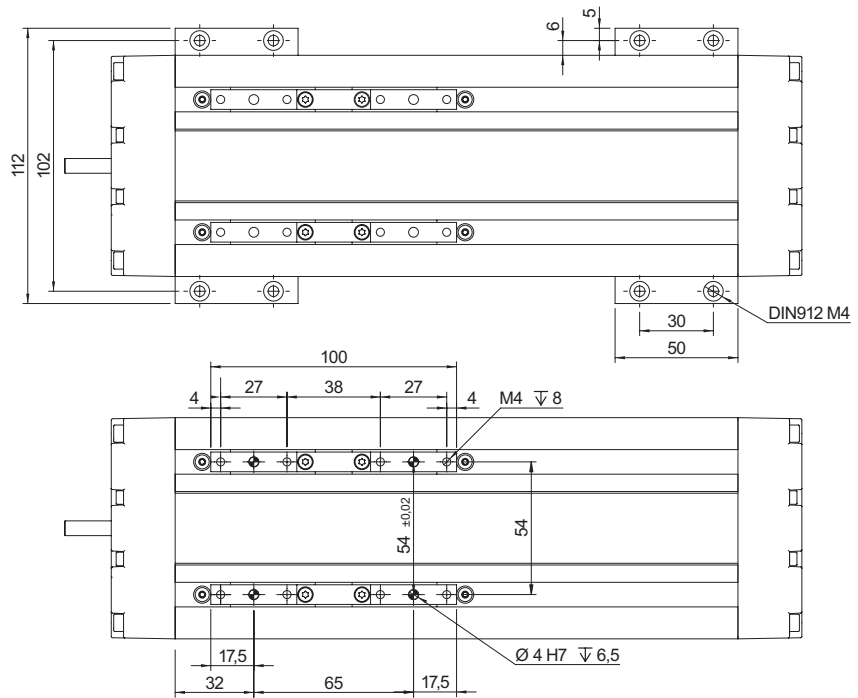
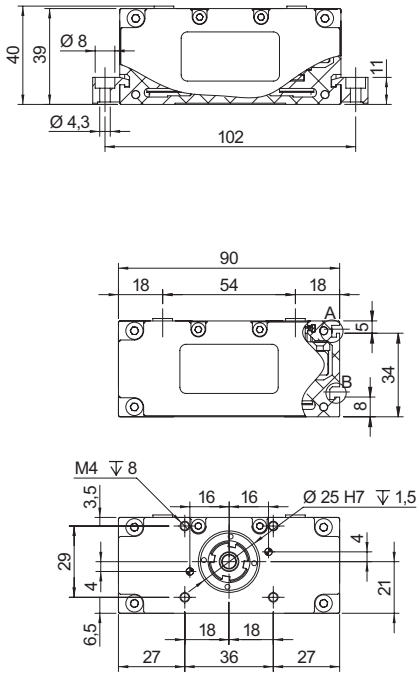
$$\frac{F_{yA}}{F_y} + \frac{F_{zA}}{F_z} + \frac{M_{xA}}{M_x} + \frac{M_{yA}}{M_y} + \frac{M_{zA}}{M_z} \leq 1$$

** Different types of screws are available, rolled or ground with different tolerances and trapezoidal screws.

** Verschiedene Spindelvarianten sind verfügbar. Kugelrollspindeln geschliffen in verschiedenen Genauigkeitsklassen sowie Trapezspindeln.

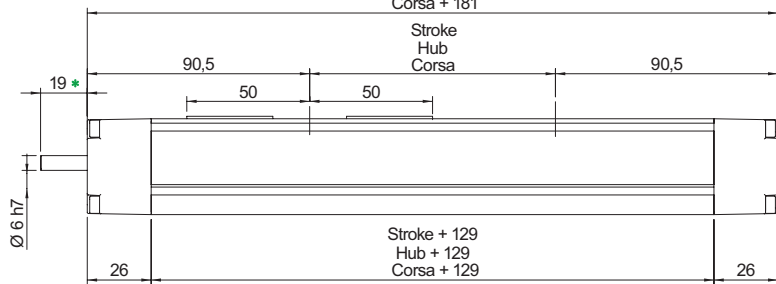
** Tipologie di viti disponibili: rullate, rettificate con diversi classi di precisione e trapezoidali.





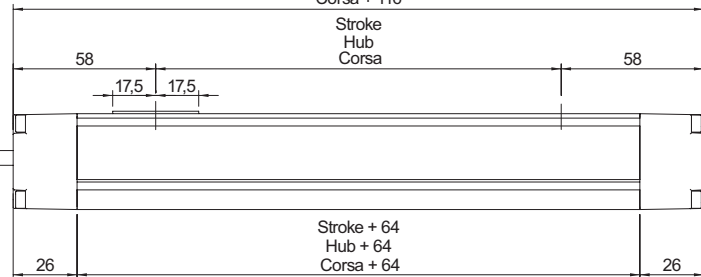
Double Carriage
Tandem-Wagen
Doppio Carrello

Stroke + 181
Hub + 181
Corsa + 181

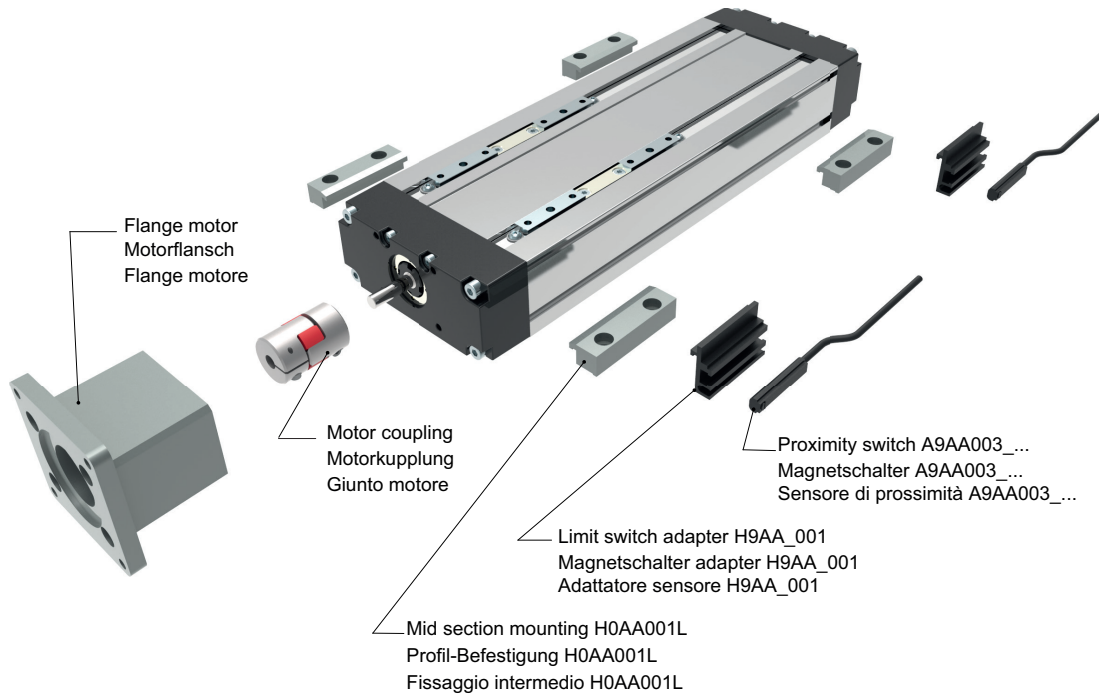


Single Carriage
Uno-Wagen
Carrello Singolo

Stroke + 116
Hub + 116
Corsa + 116



* Measure likely to change according to customer request
Messen sich wahrscheinlich ändern nach Kundenwunsch
Misura suscettibile di modifica su richiesta del cliente



ORDERING INFORMATION | Bestallangaben Baureihe | Codici per l'ordinazione

¹Proximity switch A9AA003... | ¹Magnetschalter A9AA003... | ¹Sensore di prossimità A9AA003...

Part nr. Ident nr. Cod.	Cable Kabel Cavo	Output Ausgangsfunktion Uscita
A9AA003_01	with 2 mt cable mit 2 mt kabel con cavo 2 mt	PNP
A9AA003_02	with 2 mt cable mit 2 mt kabel con cavo 2 mt	NPN
A9AA003_03	200 mm with M8 plug in mit 200 mm kabel und M8 stecker 200 mm conn. M8	PNP
A9AA003_04	200 mm with M8 plug in mit 200 mm kabel und M8 stecker 200 mm conn. M8	NPN
A9AA003_NC	with 2 mt cable mit 2 mt kabel con cavo 2 mt	NC

MUK40-1-0500-12 05-R A

Shaft | Versionen Antriebeswelle | Versione Albero

A: Without key shaft | Ohne Passfeder | Senza chiavetta
 B: With key shaft | Mit Passfeder | Con sede chiavetta

Series MUK
 Serie MUK
 Serie MUK

Size 40x90
 Baugröße 40x90
 Grandezza 40x90

N. Carriages 1-2
 Anzahl Wagen 1-2
 Numero carrelli 1-2

Stroke mm
 Hub mm
 Corsa mm

Screw diam.
 Durchmesser Spindle
 Dim. Vite Ø12 mm

Screw pitch
 Spindelsteigung
 Passo vite
 05 = 5 mm
 10 = 10 mm

Screw type | Spindeltyp | Vite tipo

R: Rolled screw with ball recirculating
 Kugelrollspindel | Rullata a ricircolo di sfere
 T: Trapezoidal screw | Trapez spindel | Vite trapezia
 G: Grounded | Kugelgewinde | Vite rettificata

